


# Welcome to St Paul's Messy Church Newsletter June 2020



Unfortunately, we are unable to meet at this time, but we can still keep in contact. If you have any news or pictures to share of what you have been doing, or how God is keeping you safe, please let us know. Send pictures, comments or news to: [ask.stpauls@gmail.com](mailto:ask.stpauls@gmail.com)

Hi Everyone!

After such a long wait, I think some of you might be back at school now. If so, I wonder how it feels after being at home for so long? It must be great to see your friends again, but really weird not to be able to get close to them or hug them. It's been the same with our families: for weeks now you haven't been able to see your grandparents, or uncles aunts and cousins—but now we have been allowed to see them again, which is awesome. Just a shame we can't cuddle them! It does feel like slowly we are coming out of this terrible virus, and things are starting to get back to more normal life. Isn't it strange how not being able to see someone just make you want to see them more?

In our story this month we can see Moses trying to get the King of Egypt (the Pharaoh) to let the Israelite people go free from slavery. As you'll see, Pharaoh wasn't keen for this to happen (how would he get his pyramids built without slaves?); so God makes ten awful things happen to the people of Egypt, one after another, until he changes his mind. Some of the things that happened, like boils, are diseases a bit like the Coronavirus. And the last and most terrible plague made lots of people die. So if you have been feeling a bit frightened about the disease in our world right now, you can imagine that the people of Israel and Egypt felt very much the same way. The good news is that God made sure that He saved his people and helped them to get through their awful situation. And he will do the same for us. This story in the Bible is here so that we can learn to trust God, and how he will bless us if we keep praying to him.

Here's a prayer you might like to use, or just make up your own words...

Dear Lord God

We read about how you saved your people from plagues and slavery

Please save us and all the people in the world from the Coronavirus

We pray that it goes away completely, and we can be happy again

Thank you for all the special people in our lives, who we have been missing so much

Thank you that for some of us we are now able to see our family members again, and some of our school friends

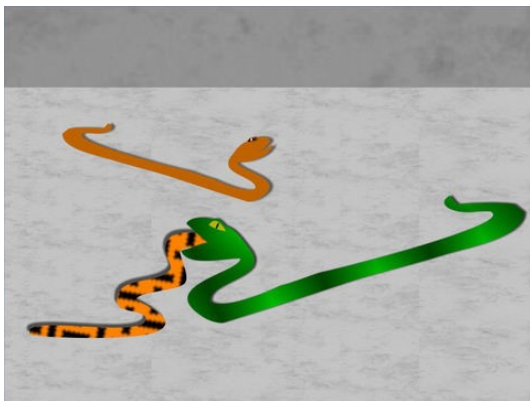
We now realise just how important they are to us, and we pray that soon we might be able to see all of them once more.

AMEN

This month, we are finding out how Moses got on with doing what God had asked him to do and God's plan for the Israelites...

What happened when Moses did as God asked him? Did everyone do what they were supposed to do? Did everything fall into the plan?.

You can watch the story here:



<https://www.youtube.com/watch?v=rzcYLCYItuc>

Following on from our story last month, Moses returned to Egypt with his family and talked to the Israelites, telling them what God had said. The Israelites believed, until Moses went to see Pharaoh, asking him to let the Israelites go. Pharaoh refused and made the Israelites work even harder, making them angry towards God, Pharaoh and Moses. In the end, Pharaoh allowed the Israelites to go,


Read the story then colour both pages.

# MOSES and the ten plagues - part one

Print Free: [www.lambsongs.co.nz](http://www.lambsongs.co.nz)

By Jill Kemp

Illustrated by Richard Gunther




In Egypt the children of Israel had become the slaves of Pharaoh. When God told Moses that it was time to go home to the land He had promised them, He sent more terrible plagues until Pharaoh agreed to let them go.




Pharaoh the king of Egypt had given Joseph's family the land of Goshen to live in, more than 400 years before. After he died the new Pharaoh treated the Israelites badly and now they were his slaves.




God sent Moses and Aaron to tell Pharaoh to let His people go home. "If you refuse," Aaron said, "God will send terrible plagues until you do." But Pharaoh was stubborn and would not listen.




For seven long days God turned all of Egypt's rivers and drinking water into blood, so the fish died and the smell was disgusting. But Pharaoh still refused to obey God.



Again Aaron said, "Let my people go and serve God, or He will send frogs all over Egypt." The plagues of frogs were so annoying that Pharaoh nearly let them go, but then he changed his mind.



So God sent a plague of lice and everyone in Egypt was itching and scratching. Even Pharaoh's wise men said it was the work of God, but Pharaoh was still too stubborn to listen.



Then God sent swarms of flies all over Egypt, but there were no flies at all in the land of Goshen. The plague of flies was so bad that Pharaoh was forced to send for Moses and Aaron.




"You can go a little way into the countryside to worship God, but only if you ask Him to take the flies away," Pharaoh promised. But when the flies went he changed his mind again.

# MOSES and the ten plagues - part two

Print Free: [www.lambsongs.co.nz](http://www.lambsongs.co.nz)

By Jill Kemp

Illustrated by Richard Gunther




In Egypt the children of Israel had become the slaves of Pharaoh. When God told Moses that it was time to go home to the land He had promised them, He sent more terrible plagues until Pharaoh agreed to let them go.



When Pharaoh still said he would NOT let the people go, God sent lightning strikes and huge hail stones, which stripped leaves off the trees, started fires and destroyed all the Egyptians' crops of food.



Pharaoh still would not change his mind, so God sent a sickness on all the Egyptians' cows and the Egyptian people got hungry, but the children of Israel's cows did not get sick.



Moses asked Pharaoh again to let the people go, but he still would NOT! God sent sores and boils on Pharaoh and the Egyptians. They felt very sick and sore, but Pharaoh would NOT change his mind.



Then God sent a great swarm of locust throughout the land of Egypt. They ate everything that was green and good to eat, but the locusts did not eat the crops belonging to the Israelites.



Still Pharaoh would NOT change his mind, so God sent a thick, black darkness over the land of Egypt, but the children of Israel had light in their homes and no darkness at all.




After God sent the tenth and most awful plague and all the eldest children in every Egyptian family died, Pharaoh finally changed his mind. He told Moses, Aaron and the Israelites to GO!



The next day all the children of Israel left Egypt and followed Moses to the land that God had promised them. After 430 years of being slaves they were free, just as God had promised!

Use pipe cleaners to create the snake, which Aaron's staff changes into. You could make three, one larger than the other two to show how Aaron's staff ate the other two!



Think about how God is more powerful than magicians



You could make a fridge magnet by gluing cotton wool to a heart shape. Make a small one and attach magnet tape to the back for a fridge magnet. Think about how Pharaoh's heart was hardened to God because he didn't know Him. Pharaoh didn't want the Israelites to go away from Egypt because they were hard workers and free!

Why was Pharaoh's heart hard?  
Is your heart open to what God is asking you to do?



You could create your own version of Kim's Game. Place all the items on a tray and place a tea towel over the top. Ask someone in your family to carefully look at the tray for 30 seconds before recovering it. How many items can they remember? Or, take an item away and see if your family member can remember what is missing.

You will need the following:

- Cup of red water (tap water with food colouring) to represent the plague of the water turning red
- Toy frogs
- Gnats and flies (you could make some of these from play dough (see recipe on page)
- Make ice blocks by placing water in the freezer—these could represent the hail stones
- Make 'boils' from bubble wrap painted red
- Have a piece of dark cloth or paper or paint some paper black
- Other artefacts from the story—as many as you like or items that you've made from this issue

Paint pictures of the plague. You could paint lots of pictures or just one big one. You could divide your paper into 10 sections—one for each of the 10 plagues.



You could use plasticine or clay to make bricks, just as the Israelites had to make for the Egyptians.

# MAKE A THUNDERSTORM



## MATERIALS:

- clear, plastic container (size of shoebox)
- red food coloring
- ice cubes made with blue food coloring

## PROCESS:

Fill the plastic container two-thirds full with lukewarm water

Let the water sit for one minute.

Place a blue ice cube at one end of the plastic container.

Add three drops of red food coloring to the water at the other end of the plastic container.

Watch what happens.

## EXPLANATION:

The blue and cold water sinks while the red and warm water rises. This happens because of convection. The blue water represents the cold air mass and the red water represents the warm, unstable air mass. A thunderstorm is caused by unstable air and convection plays an important part. A body of warm air is forced to rise by an approaching cold front therefore thunderstorm's form.

Think about how God has created all different types of weather and how He used the hail storm to try to frighten Pharaoh, before Pharaoh again, hardened his heart and refused to let the Israelites go into the desert to worship God.

**Playdough-** 1 cup of salt

½ cup of cornflour

¾ cup of water

Food colouring as required

Mix the salt, cornflour and water in a saucepan (and colouring if required) and heat, stirring all the time. This will take a few minutes and will suddenly resemble the consistency of playdough.- leave to cool before use.

**Snake biscuits-** 50g butter

50g caster sugar

1 medium egg

50g self raising flour

Food colouring as required



Grease a baking tray

Cream butter and sugar together until fluffy

Beat in the egg

Add food colouring if needed –(Green might look good!)

Work in the flour to make a mixture to a consistency which can be piped

Place the mixture into a piping bag, fitted with a large star shaped nozzle.

Pipe fingers about 10cm long on the tray, leaving space between to allow for spreading.


Place biscuits in the oven 220C for about 5 minutes

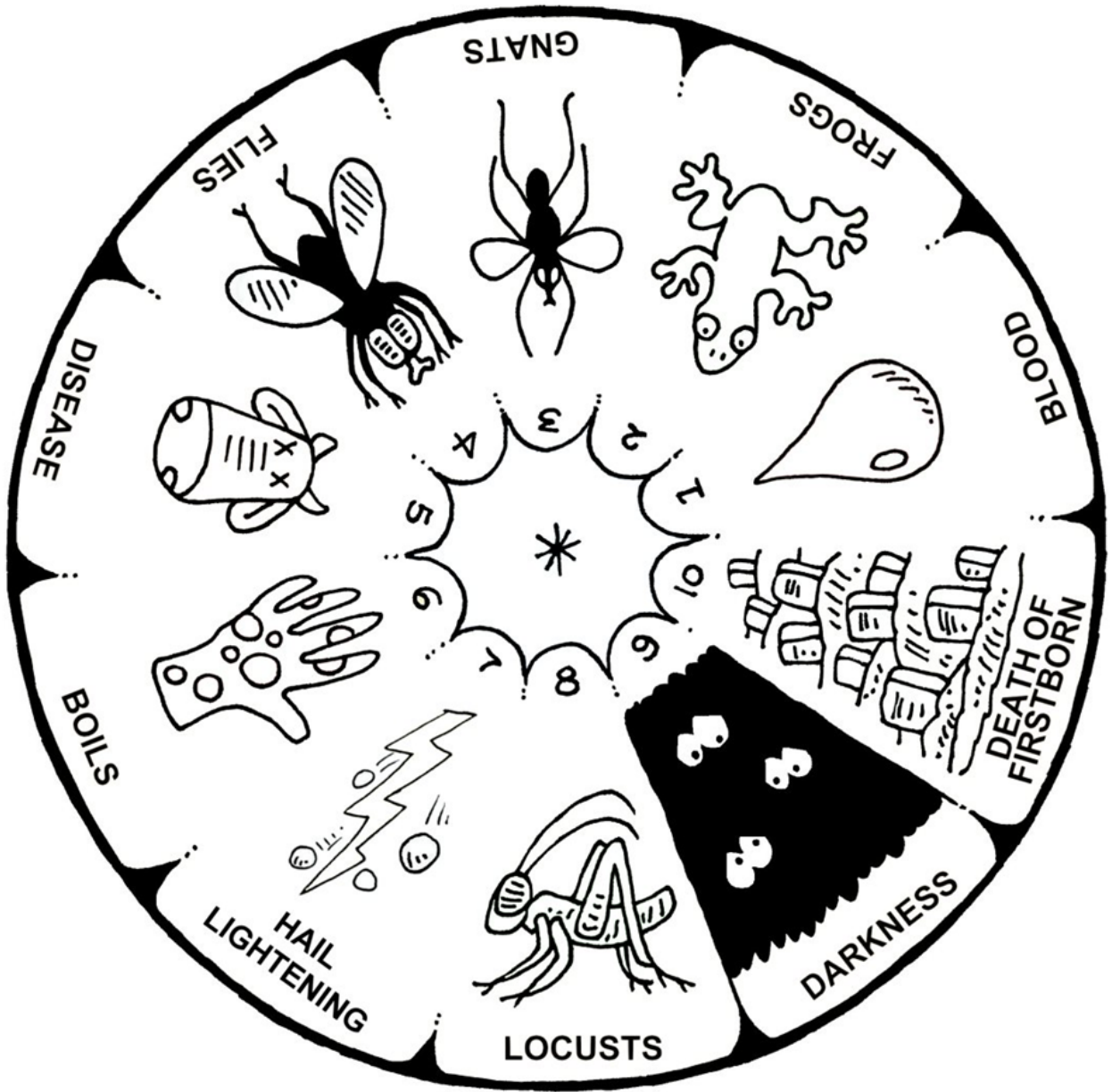
Cool





Colour the page





Cut out the two wheels and colour them in. Cut out the section from the top wheel. Place the top wheel on top of the lower wheel and stick a paper fastener through the centre of the two. This will now help you remember the ten plagues

# MOSES and the 10 plagues

Illustrated by Richard Gunther

