


Welcome to St Paul's Messy Church Newsletter May 2020



Unfortunately, we are unable to meet at this time, but we can still keep in contact. If you have any news or pictures to share of what you have been doing, or how God is keeping you safe, please let us know. Send pictures, comments or news to: enquiries@crowleymethodistchurch.org.uk

Hi Everyone!

Hope you are all okay and not missing your friends too much. That's the trouble with not being able to go out much at the moment, we don't get to spend time with our friends or members of our families who don't live with us, like grandparents or aunts and uncles. But we can all look forward to the day when we are able to go and see people again, and have them come round to see us in our homes.

The story this week is about Moses, who was a big hero in the Bible and did an amazing job for God by leading his people out of slavery in Egypt. But it was a long hard journey, and there were many times when the people of Israel became anxious, even angry, because they couldn't see when things were going to get better and they could live a free life in their own land. It was hard for Moses as their leader to keep them happy and reassure them that everything was going to be all right because God was with them.

So it's a bit like these times that we live in. We don't quite know when the Coronavirus disease will go away, and it's making a lot of people feel sad and anxious. But God is strong and powerful, and He loves all of us every bit as much as he loved the Israelite people for all the time they had to spend travelling through the desert looking for their new home. So don't be frightened or sad—The Lord is right here with us, just like He was with Moses. Even if you can't see your friends, you can still talk to them on the phone or maybe on a video call. God wants you to know that even though we can't all meet at church on a Sunday, you can still talk to Him anytime you like...and you don't even need a phone! We can all pray to Him, for as long as we want, as many times as we want. And He will never leave us.

Here's a prayer you might like to use, or just make up your own words...

Dear Lord God

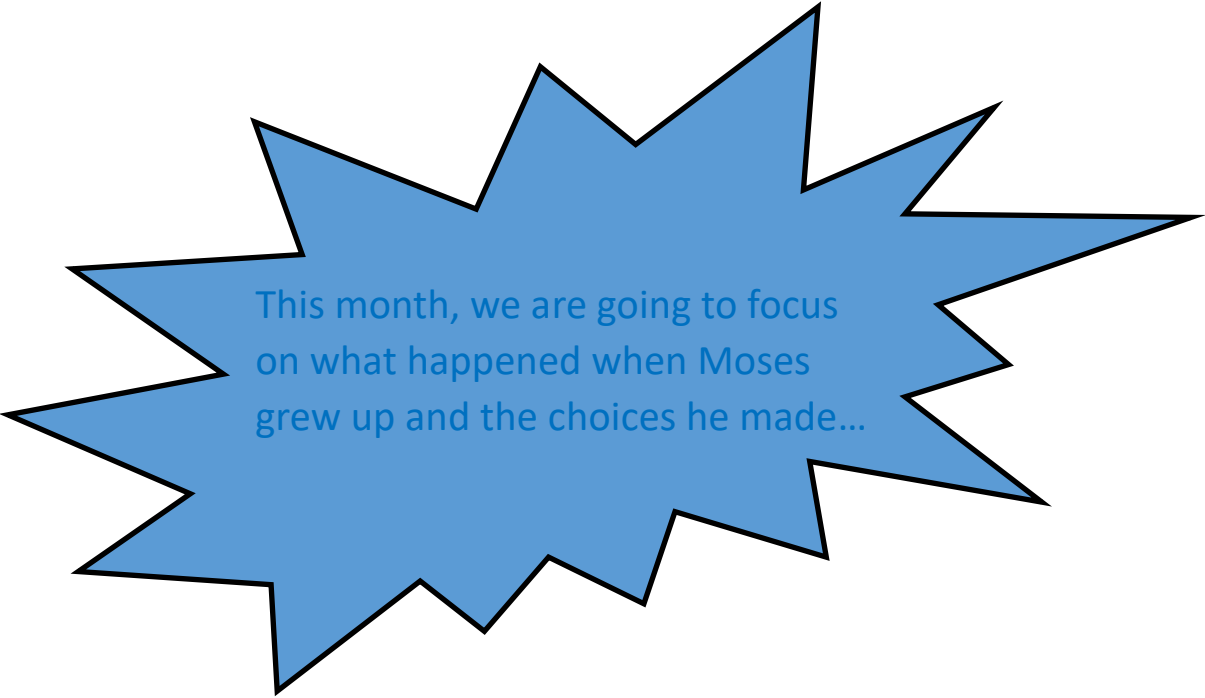
Thank you for our friends and families

Keep us all safe in these times when we can't visit one another

We pray for the people who lead us, speak to them and show them the right way, like you did with Moses

Thank you so much for our brave doctors and nurses, and all the other people who are working hard to keep us safe

Please make this virus go away forever so that we can live happy lives together once again. AMEN



This month, we are going to focus on what happened when Moses grew up and the choices he made...

We will also find out how God called him to lead the Israelites.

You can watch the story here:

<https://www.youtube.com/watch?v=8kNTUX0mWP8>

One day, when Moses was grown up, he saw an Egyptian beating an Israelite slave. Moses checked that no one was watching then he killed the Egyptian and hid his body in the sand. The next day, he saw two Israelites fighting. Moses asked what the problem was but they accused him of killing the Egyptian. Moses was frightened and ran away...


Read the story then colour it.

MOSES and the burning bush

Print Free: www.lambsongs.co.nz

By Jill Kemp


Illustrated by Richard Gunther




The children of Israel became slaves to Pharaoh and they cried out to God in prayer asking Him to save them. God spoke to Moses and he obeyed.



One ordinary day Moses was out in the field looking after his father in law Jethro's flock of sheep.



Moses led the flock through the desert to Mount Horeb, where there was plenty of good grass for the sheep to eat.



Suddenly Moses saw something very strange in the distance. A green bush was on fire, but the tree was not burning up!



Moses was scared when he heard the voice of the Angel of God calling, "Moses, Moses," from out of the bush.



God said, "Take off your shoes! You are standing on Holy ground." So Moses took off his shoes and went closer to look at the burning bush.



Moses was scared when he heard the voice of the Angel of God calling, "Moses, Moses," from out of the bush.



Moses listened and obeyed when God called him to lead the children of Israel out of slavery in Egypt, through the wilderness, to the land He promised them.

Using bits of material and coloured paper, create your own picture of the burning bush. Choose your colours carefully and think about the choices that Moses made, both as a younger man and when he was arguing with God!



What about making a snake out of marzipan or icing. Use food colouring to create patterns on the snake. You could also make sticks. God had chosen Moses for a special purpose but Moses didn't like the choice he had to make. The stick or staff, changing into a snake, was a sign from God



You could make a small model of Moses. You will need:

Toilet roll

Green paper

Cotton wool


Small twig

Markers

Glue/tape



Draw then cut out a triangle on the green paper—so that you have the shape shown. This will be his coat.



Wrap the paper around the toilet roll so that it looks like a coat and stick it down.



Use cotton wool to create hair and a beard—use the glue to stick it down.
Draw a face on Moses



Glue the twig to the side—this was the sign from God and Moses was told by God to use it when he spoke with the Israelites.



Try making this simple matching game and play it with someone else. Think about the choices you make in the same way that Moses had to think about the choices he made

God Spoke to Moses Match Game

Print two sets of the cards. Cut out the cards along the yellow lines. Mix up the cards and lay them out face down in rows. Turn over any two cards at a time. If the pictures match, remove them from the table. This counts as one set. If you make a match, you may take another turn. If they do not match, turn them back over and let the next person try. The person with the most sets wins!



Copyright © 2016 SundaySchoolZone.com.

All Rights Reserved. Free to duplicate for church or home use. Visit <http://SundaySchoolZone.com>.


Try drawing around your shoe and cutting it out. Write the words, 'I will be with you' on them as a reminder of the promises God made to Moses.

I will be with you

Try making this puzzle by sticking it onto card and cutting the pieces out. Think carefully where the different pieces go. Can you challenge someone else to do it quickly?

Jigsaw Puzzle: God Spoke to Moses

Cut the puzzle apart on the red lines, mix the pieces up, and put the picture back together.



Use clay to make a cartouche and use the hieroglyphics chart below to write your name on it.

A cartouche was a bit like a name tag, often used on coffins of pharaohs. Egyptians believed it was really important that a person's name was written down so that they were not forgotten. God had not forgotten his people, even after many years in slavery in Egypt, and how God knows our names.



ink saving Eco

You could use pasta to make Egyptian headbands and bracelets. These were worn by the ancient Egyptians. They had the valuables whilst the people of Israel had nothing!

Thread different shaped pasta onto string. Use food colouring to colour the pasta.



What about following the recipe below to make butterfly cakes. Once they are cooled, you could decorate them with using coloured icing to create flames or the bush or the snake. When you share them with your family, you could retell the story.

To make between 12 and 16, you will need:

- 200g butter
- 200g caster sugar
- 200g self-raising flour
- 4 eggs
- 1 vanilla pod, seeds removed
- Icing sugar to dust



For the filling:

- 200g softened butter
- 400g icing sugar
- 1 teaspoon vanilla extract
- Food colouring

Method:

Pre-heat the oven to 180 degrees C or gas mark 5 (ask an adult to do this)

Put muffin cases into a muffin tray

Cream together the butter and sugar until light and fluffy

Add in the eggs one at the time and beat

Fold in the flour then add the vanilla

Spoon the mixture into the cases and bake in the oven for 15 minutes – ask an adult to help you put the cakes in and take them out again

To make the icing, mix together the butter, icing sugar and vanilla.

When the cakes are cool, decorate the tops with different coloured icing to reflect the burning bush

Have fun, stay safe and God bless

God Spoke to Moses Word Search

Find the words on the list that are hidden in the puzzle. The words can be left to right, up and down, or diagonally.



| | | | | | | | | | | | | | | |
|---|---|---|---|---|---|---|---|---|---|---|---|---|---|---|
| L | I | S | I | N | U | W | O | R | S | H | I | P | I | D |
| U | F | T | A | L | I | Q | U | A | T | U | O | R | F | T |
| L | I | R | E | R | E | G | Y | P | T | M | R | I | L | O |
| N | R | L | L | A | M | C | O | N | S | E | B | U | A | S |
| N | E | N | S | E | Q | U | I | S | C | I | U | L | M | N |
| D | R | E | V | E | L | E | X | E | R | Z | S | I | E | R |
| L | A | O | R | E | A | N | G | E | L | S | H | T | E | R |
| M | O | U | N | T | A | I | N | R | E | T | T | T | V | E |
| I | T | N | I | A | T | B | H | E | N | I | E | M | O | D |
| T | R | O | N | B | U | R | N | I | N | G | S | V | S | E |
| L | A | E | Q | U | A | T | N | O | N | F | E | C | T | E |
| T | U | E | S | O | L | O | R | E | D | E | L | I | Q | U |
| Z | R | I | T | C | J | K | F | P | H | A | R | O | A | H |
| L | A | O | R | E | U | O | L | O | R | S | I | T | C | R |
| S | U | I | S | R | A | E | L | I | T | E | S | T | V | K |

ANGEL
BURNING
BUSH

EGYPT
FIRE
FLAME

FLOCK
ISRAELITES
MOUNTAIN

PHAROAH
RESCUE
WORSHIP

God Spoke to Moses

Connect the Dots and Coloring Page

Start at the number 1 dot and connect the next higher numbered dot until all are connected. Color the page after you've revealed the picture!



Can you unscramble these words? Think carefully about the story to help you.
The answers are on the back page.



God Spoke to Moses Word Scramble

Unscramble each of the clue words. Take the letters that appear in the circle boxes and unscramble them to find the answer to the last phrase.

HUBS

| | | | |
|--|--|--|---|
| | | | ○ |
|--|--|--|---|

SURCEE

| | | | | | |
|--|---|--|--|---|--|
| | ○ | | | ○ | |
|--|---|--|--|---|--|

GURNBIN

| | | | | | | |
|---|--|--|--|---|--|--|
| ○ | | | | ○ | | |
|---|--|--|--|---|--|--|


HIPSWOR

| | | | | | | |
|---|---|--|--|--|--|--|
| ○ | ○ | | | | | |
|---|---|--|--|--|--|--|

PEYGT

| | | | | |
|--|--|---|--|---|
| | | ○ | | ○ |
|--|--|---|--|---|

What did God tell Moses?



I WILL CERTAINLY

| | |
|--|--|
| | |
|--|--|

| | | | |
|--|--|--|--|
| | | | |
|--|--|--|--|

| | | |
|--|--|--|
| | | |
|--|--|--|

Answers to word search and scramble



HUBS

B U S H

SURCEE

R E S C U E

GURNBIN

B U R N I N G

HIPSWOR

W O R S H I P

PEYGT

E G Y P T

What did God tell Moses?



I WILL CERTAINLY B E W I T H Y O U